



# Report on the freshman class of 2008

This autumn, The Ohio State University welcomed 6,041 talented freshmen to our Columbus campus. The Office of Undergraduate Admissions and First Year Experience (UAFYE) has prepared this report on the freshman class, **but this year's enrollment gains are the result of the work, creativity, and dedication of colleagues across the university community.** It is only through the combined efforts of faculty, students, staff, alumni, and administration that Ohio State continues to move to new levels of excellence.

Once again we have welcomed the **brightest and best-prepared class in the history of the university.** In selecting the freshman class, the university considers the importance of access and diversity and our role as a land-grant institution. We acknowledge our responsibilities as the flagship institution for Ohio. We value the relationship between the Columbus campus and the regional campuses and ATI. And, as part of the University System of Ohio, we continue to encourage and enhance the opportunities for more Ohioans to pursue college degrees. We are also keenly aware of the national and international recognition that is given to The Ohio State University.

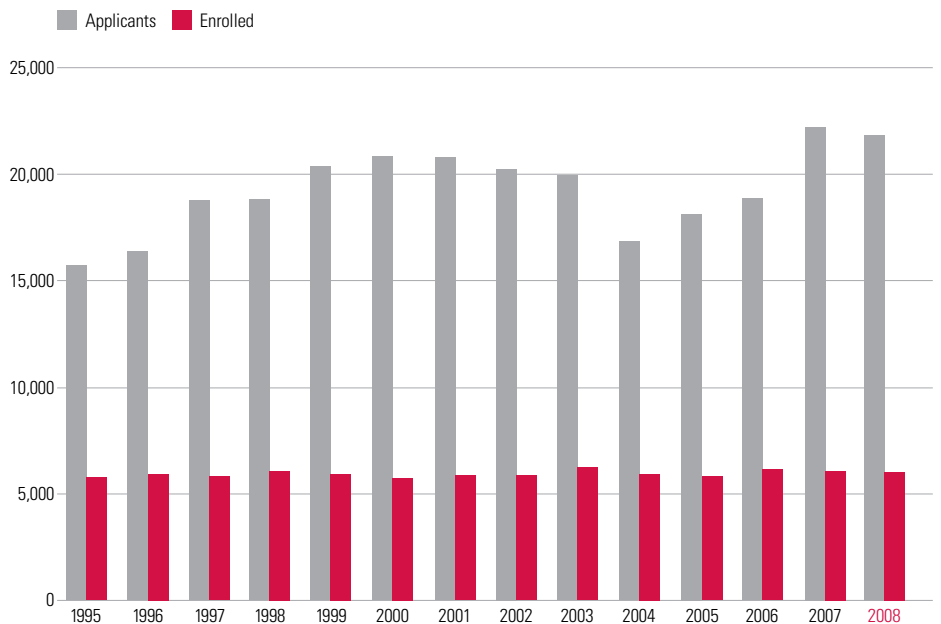
As the nation's largest university and one of the top 20 public universities in the United States, **Ohio State will continue not only to influence our students but also to shape the future of our global society.** We are confident in the abilities of this year's freshman class to succeed both in and out of the classroom. And we are assured that in future years these students will continue to represent Ohio State as citizens who use their strengths to make a difference in our world.

Go Bucks!

Mabel G. Freeman, PhD  
 Assistant Vice President  
 Undergraduate Admissions and First Year Experience

## Admission information

Total freshman applicants	21,878
Number admitted	12,907
Enrolling freshmen	6,041 (target: 6,000)



## Academic qualifications

% in top 10% of high school class	54
% in top 25% of high school class	91
ACT Composite (middle 50%)	25–30
SAT Combined (middle 50%)	1140–1310

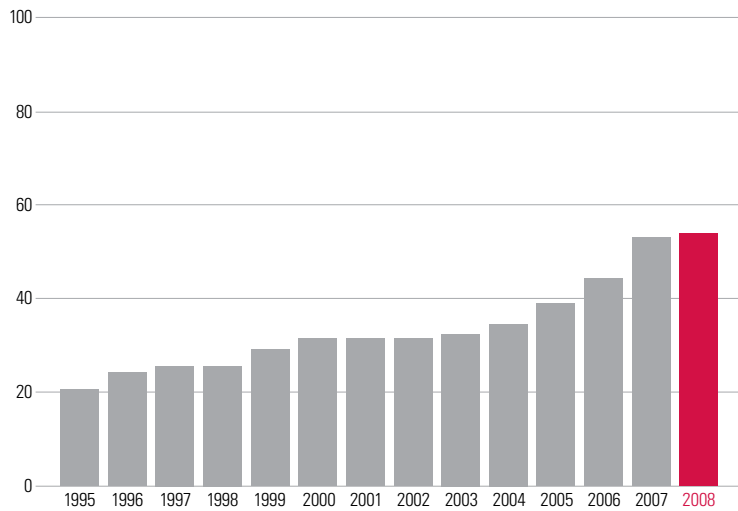
## Demographics

Male/Female ratio	50/50
Students of color	913 (15.1%)

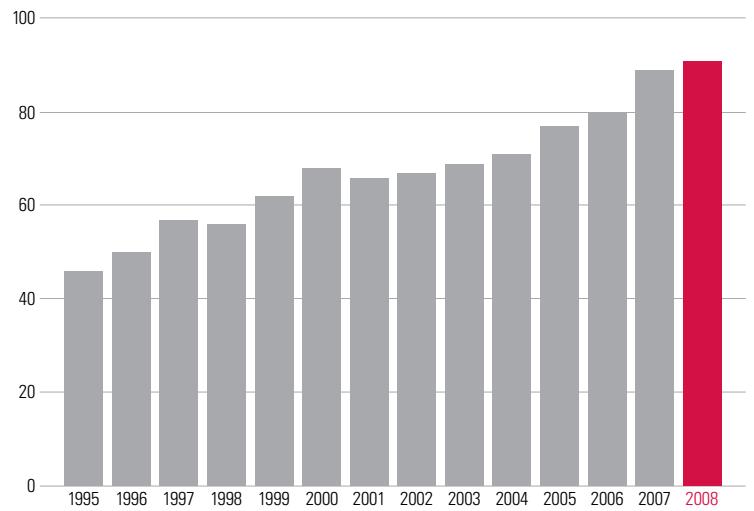
## Residency distribution

Ohio residents	4,933 (81.6%)
Domestic out-of-state students	874 (14.5%)
International students	234 (3.9%)

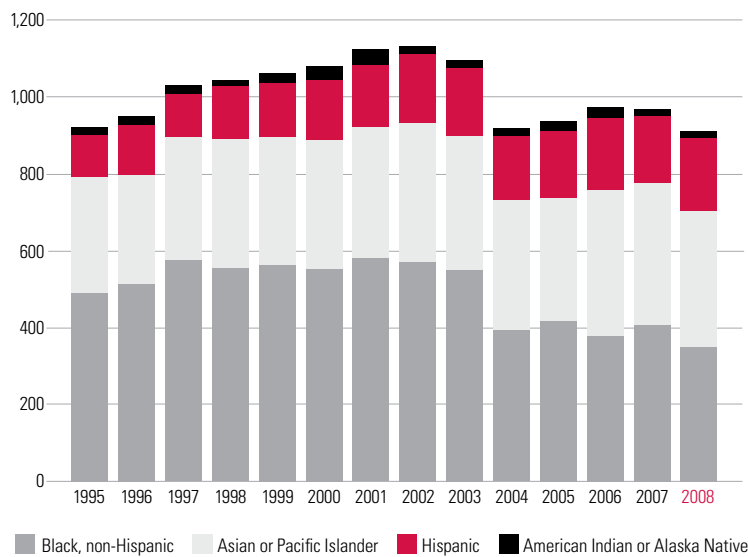
### % in top 10% of high school class



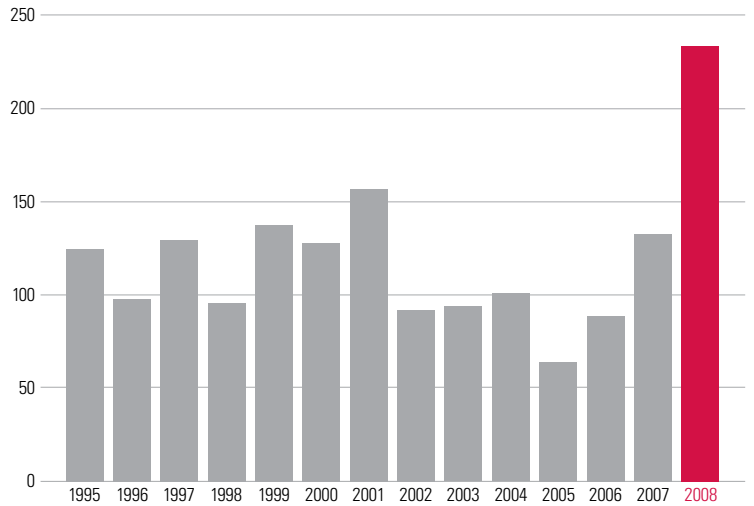
### % in top 25% of high school class



### Students of color



### Number of international students



### Freshmen enrollment by campus

ATI	320
Columbus	6,041
Lima	493
Mansfield	495
Marion	539
Newark	1,072



## Distribution among colleges

Freshmen enrolled, 2008

Allied Medical Professions	233
Architecture	131
Art, Music, and Dance	178
Arts and Sciences, undecided	118
Biological Sciences	757
Business	992
Dental Hygiene	8
Education and Human Ecology	142
Engineering	1,082
Environment and Natural Resources	42
Food, Agricultural, and Environmental Sciences	133
Humanities	190
Mathematical and Physical Sciences	230
Nursing	133
Pharmacy	102
Social and Behavioral Sciences	562
Social Work	5
Exploration	810
Management and Industry Exploration	23
Health Professions Exploration	154
Science and Technology Exploration	16
<b>Total</b>	<b>6,041</b>

## The Class of 2008: Motivated, talented, hard-working

More than **3,400** students submitted over **11,300** advanced placement (AP) test scores

**75%** enrolled having earned college credit from AP performance, post-secondary enrollment, or international baccalaureate participation

**17%** won an award for scientific achievement

**28%** were recognized for community service

**34%** participated in state music competitions

**60%** received an award for leadership

**67%** received a varsity letter

**72%** worked part time while in school

### Top 10 countries

People's Republic of China
Republic of Korea
India
Canada
Taiwan, Republic of China
Germany
Thailand
Saudi Arabia
Malaysia
Kuwait

### Top 10 states

Ohio
Pennsylvania
Illinois
New York
Texas
Maryland
Michigan
Virginia
New Jersey
California

### Top 10 Ohio counties

Franklin
Cuyahoga
Hamilton
Montgomery
Summit
Delaware
Stark
Butler
Lucas
Warren

### Top 10 high schools

Dublin Coffman High School	Dublin
Sycamore High School	Cincinnati
William Mason High School	Mason
Worthington Kilbourne High School	Columbus
Solon High School	Solon
Centerville High School	Centerville
Lincoln High School	Gahanna
Upper Arlington High School	Columbus
Saint Xavier High School	Cincinnati
Strongsville High School	Strongsville

# Focus on the first year

## Record-high retention

A record number of the 2007 freshman class returned to the university in autumn of 2008. **Ohio State's first-year retention for this class was 92.8%, nearly 20 percentage points above the national average for four-year colleges and universities.** Retention is high across ethnicities and income levels. African American and Hispanic retention reached a new high of 91%; Pell Grant recipients returned at a rate of 88.8% and first-generation students returned at a rate of 88.6%.

These strong retention figures are due in part to a university-wide commitment to supporting first-year students. **Strong orientation and first-year programs greatly influence student retention.** First Year Experience (FYE) is dedicated to helping each freshman and transfer class adjust to college life. *U.S. News & World Report* ranked FYE at Ohio State one of the nation's exemplary programs leading to student success. The program offers many activities throughout the year, some of which are listed below.

Visit [fye.osu.edu](http://fye.osu.edu) to learn more.

## Convocation and Picnic with the Buckeyes

As part of Welcome Week, first-year students receive their official academic welcome at the President's Convocation. Led by President Gee, Convocation introduces a number of university traditions and serves as a bookend experience, the first of two times (the second being commencement) that the entire class is gathered in one place. Also during Welcome Week, students and the Ohio State community enjoy a picnic and entertainment provided by the Columbus Jazz Orchestra.

## Distinguished Speaker

Each year FYE invites distinguished individuals to address the first-year class. These speakers have attained high achievement in politics, activism, or the arts and sciences. Astrophysicist Neil deGrasse Tyson addressed the first-year class of 2008.

## Buckeye Book Community

The Buckeye Book Community (BBC) provides a common academic experience for first-year students even before classes begin. Students receive a book at orientation, read it during the summer, and then attend a lecture by the book's author. This year students read Tracy Kidder's *Mountains Beyond Mountains* or Diana Abu-Jaber's *The Language of Baklava*.

## Success Series

The Success Series offers short courses that address concerns and questions first-year students have as they transition to university life. These courses are designed to help students learn how to use campus resources, resolve problems, and take advantage of the opportunities Ohio State offers them.

With over 300 sessions offered throughout the year, students can easily find courses that meet their needs and interests. Each course falls within one of nine themes: Academic Engagement and Exploration, Alcohol and Other Drug Awareness, Anxiety and Mental Health, Current Issues, Diversity, Financial and Debt Management, Health and Wellness, Leadership, and Sexual Health.

## Buckeyes Beyond Ohio

Last fall, more than 870 students came to the Columbus campus from out of state. To help new Buckeyes from beyond Ohio find each other, FYE sponsors informal luncheons, bringing together students, faculty, and staff from various regions of the country.

